

Model—RSR-550

AMCA 540 and 550 LISTED HURRICANE LOUVER

140mm DEEP DRAINABLE BLADE STORM RESISTANT LOUVER



"Ontario Specialty Architectural Products FZE certifies that the Storm Resistant Model "RSR-550" is licensed to bear the AMCA Seal. The ratings shown are based on tests and procedures performed in accordance with AMCA Publication 511 and 512 and comply with the requirements of the AMCA Certified Ratings Program. The AMCA Certified Ratings Program applies to Water Penetration, Wind Driven Rain, and Air Performance. The AMCA Listing Label applies to High Velocity Wind Driven Rain Resistant Louvers in the fully open position that permits airflow through the louver. The AMCA Listing Label applies to Wind Borne Debris Impact Resistant Louvers rated for Enhanced Protection, Missile Level E.




PERFORMANCE:

- Free Area: **52.5%**, based on a test sample of 48 in (1219 mm) x 48 in (1219 mm)
- Beginning point of water penetration (@0.01oz. / ft² of free area)—**1250 fpm (6.35 m/s)**
- Maximum recommended air intake volume @ 1250 fpm below beginning of water penetration = **10126 cfm (6.35 m/s)**
- Maximum recommended air exhaust volume @ 1250 fpm below water penetration = **10126 cfm (6.35 m/s)**
- Maintains **Class A** rating with 29mph wind velocity @ 3 in/hr rainfall rate @ Max. intake core velocity – **984 fpm (5.0 m/s)**
- Maintains **Class A** rating with 50mph wind velocity @ 8 in/hr rainfall rate @ Max. intake core velocity—**984 fpm (5.0 m/s)**

WIND DRIVEN RAIN PERFORMANCE:

The louver test was based on a 39.375 in. (1.0 m) x 39.375 in. (1.0 m) core area unit tested at a rainfall rate of 3 in. per hour (75 mm/hr) and with a wind directed to the face of the louver at a velocity 29mph (13 m/s) as well as a rainfall rate of 8" per hour (203 mm) and a wind of 50 mph (23.3 m/s). The test data shall show the water penetration effectiveness rating at each corresponding ventilation rate.

Rainfall rate (in. per hour) : 3										
Wind velocity (mph) : 29										
Core Velocity, fpm (m/s)	0.0	98 (0.5)	197 (1.0)	295 (1.5)	393 (2.0)	492 (2.5)	590 (3.0)	688 (3.5)	787 (4.0)	885 (4.5)
Effectiveness (%)	100	100	100	100	100	100	100	100	100	99.5
Penetration Class	A	A	A	A	A	A	A	A	A	A
Rainfall rate (in. per hour) : 8										
Wind velocity (mph) : 50										
Core Velocity, fpm (m/s)	0.0	95 (0.5)	200 (1.0)	296 (1.5)	397 (2.0)	487 (2.5)	580 (3.0)	693 (3.5)	787 (4.0)	888 (4.5)
Effectiveness (%)	100	100	100	100	100	100	100	100	99.5	99.6
Penetration Class	A	A	A	A	A	A	A	A	A	A
Classification	A = 99.9% - 99% ; B = 98.9% - 95% ; C = 94.9% - 80% ; D = below 80%									



amca INTERNATIONAL
www.amca.org



Suggested Specifications:

General: Furnish and install where indicated on drawings 5.5" (140mm) High Performance Storm Resistant Louver Model as manufactured by Ontario Specialty Architectural Products.

System Description:

OSA Rain Storm Resistant series; extruded aluminum construction; frame with channel profile; corner joints mitered and mechanically fastened, with continuous recessed caulking channel each side; intermediate mullions matching frame; gutters to drain rain water to jamb and mullion downspouts; Will be rated for an air performance and water penetration maintained effectiveness rate of 0.99 when tested in accordance with AMCA 500-L.

Application and Design:

RSR-550 is tested in accordance with AMCA 500-L Air Performance, Water Penetration and Wind Driven Rain.

RSR-550 is tested in accordance with AMCA 550 Test Method for High Velocity Wind Driven Rain Resistant Louvers.

RSR-550 is tested in accordance with AMCA 540 Test Method for Louvers Impacted by Wind Borne Debris (Basic Protection, Missile Level D and Enhanced Protection, Missile Level E). Minimum louver section size to be 12"x12". Maximum un-supported blade span is 5'.

Material & Finishes:

1. RSR-550 comprises :
 - a. Facia Blades: Horizontal, 0.081 inch (2.06 mm) thick
 - b. Storm Blades: Vertical – Multi Drain Profile, 0.050 inch (1.27 mm) thick
 - c. Frame depth: 5.5 inches (140 mm) deep, 0.081 inch (2.06mm) thick head/sill, 0.120 inch (3.06mm) thick jamb
2. Finish: PE-SDF / PVDF / Anodize after fabrication
3. Color: As scheduled.
4. Mullions: Concealed or Exposed.
5. Screens: Bird mesh / Insect mesh
6. Screen location: Interior
7. Screening Material: Aluminium / Stainless Steel

Louver Construction:

1. Wind Load Resistance: Design to resist +ve and -ve wind load of ___ psf (___ kPa) without damage or permanent deformation.
2. Blades: One piece extrusions with reinforcing bosses, supported and lined up with heavy-gage extruded aluminum blade braces, positively interlocked to each blade and mechanically secured to structure by aluminum and stainless steel fastenings.
3. Exposed edges and ends of metal dressed smooth, free from sharp edges.
4. Exposed connections and joints constructed to exclude water.

Optional Accessories:

- Extended Sill Flashing
- Insulated and Non-insulated Bank-off Panels
- Sub-frames
- Visible Mullions
- Invisible mullions for continuous blade and appearance.

Warranty:

OSA louvers warranted for 2 years against defective material and workmanship, and 20 Years for Finishes.



**550 HIGH VELOCITY RAIN
RESISTANT WITH BLADES
FULLY OPEN AND
540 IMPACT RESISTANT LOUVER**
Enhanced Protection Level E

See www.AMCA.org for all certified or listed products

This label does not signify
AMCA airflow performance
certification.

Model—RSR-550

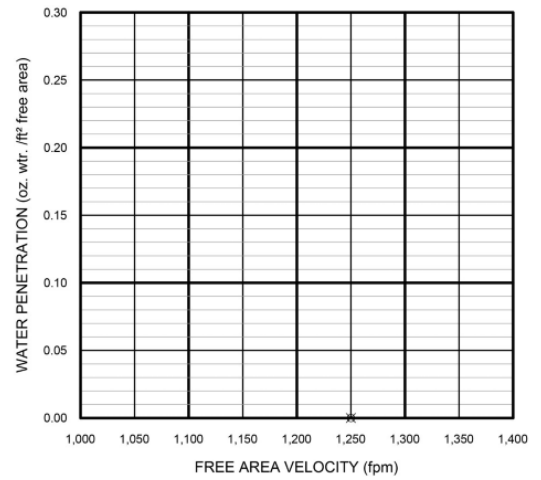
AMCA 540 and 550 LISTED HURRICANE LOUVER

140mm DEEP DRAINABLE BLADE STORM RESISTANT LOUVER

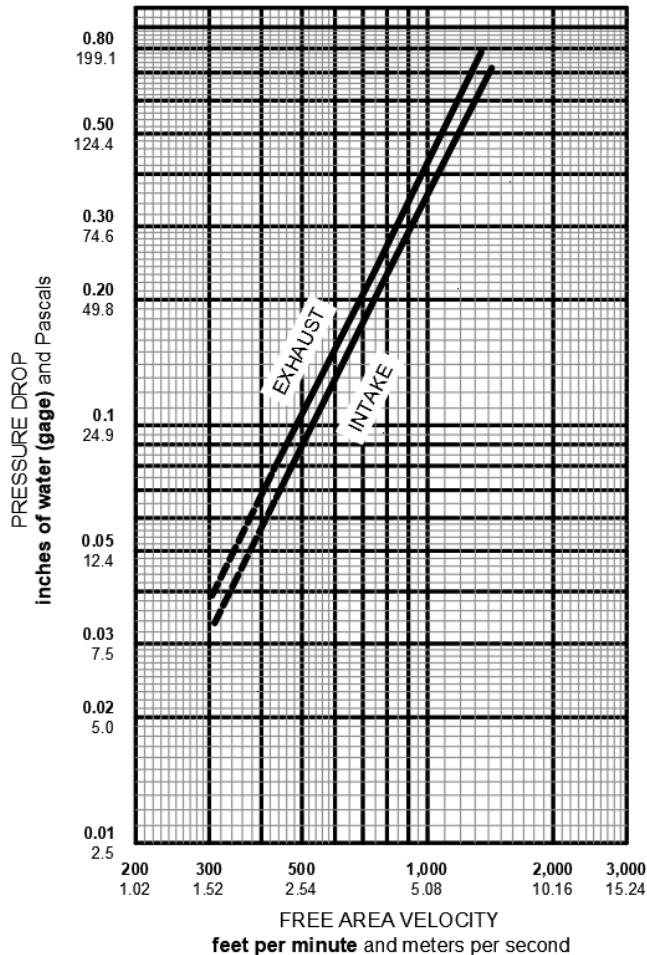


		FREE AREA (ft² and m²)									
		WIDTH (IN & mm)									
		12	24	36	48	60	72	84	96	108	120
HEIGHT (IN & mm)	24	0.93	2.02	3.10	4.18	5.26	6.34	7.42	8.51	9.59	10.67
	610	0.09	0.19	0.29	0.39	0.49	0.59	0.69	0.79	0.89	0.99
	36	1.46	3.15	4.85	6.54	8.23	9.92	11.61	13.30	15.00	16.69
	914	0.14	0.29	0.45	0.61	0.76	0.92	1.08	1.24	1.39	1.55
	48	1.88	4.05	6.22	8.40	10.57	12.74	14.92	17.09	19.26	21.43
	1219	0.17	0.38	0.58	0.78	0.98	1.18	1.39	1.59	1.79	1.99
	60	2.77	5.97	9.17	12.37	15.58	18.78	21.98	25.18	28.39	31.59
	1524	0.26	0.55	0.85	1.15	1.45	1.75	2.04	2.34	2.64	2.94
	72	3.09	6.65	10.22	13.79	17.36	20.93	24.50	28.07	31.64	35.21
	1829	0.29	0.62	0.95	1.28	1.61	1.95	2.28	2.61	2.94	3.27
	84	3.65	7.88	12.11	16.34	20.56	24.79	29.02	33.25	37.48	41.70
	2134	0.34	0.73	1.13	1.52	1.91	2.30	2.70	3.09	3.48	3.88
	96	4.16	8.98	13.80	18.62	23.43	28.25	33.07	37.89	42.70	47.52
	2438	0.39	0.83	1.28	1.73	2.18	2.63	3.07	3.52	3.97	4.42
	108	4.71	10.15	15.59	21.04	26.48	31.93	37.37	42.82	48.26	53.71
	2743	0.44	0.94	1.45	1.96	2.46	2.97	3.47	3.98	4.49	4.99
	120	5.26	11.36	17.45	23.54	29.63	35.73	41.82	47.91	54.00	60.09
	3048	0.49	1.06	1.62	2.19	2.75	3.32	3.89	4.45	5.02	5.59

WATER PENETRATION



The AMCA Water Penetration Test provides a method for comparing various louver models and designs as to their efficiency in resisting the penetration of rainfall under specific laboratory test conditions. The point of zero water penetration is defined as that velocity where the water penetration curve projects through .01 oz of water penetration per sq. ft. of louver area. **The beginning point of water penetration for RSR-550 is 1250 fpm free area velocity.**



Test Data

- Published data is in accordance with ANSI/AMCA 500-L, Figure 5.5. The AMCA Certified Ratings Seal applies to Air Performance in the intake & exhaust airflow directions. Data corrected to standard air density. Test Sample Size 48"x48".

