


Model—AC-860

203mm DEEP FIXED BLADE WEATHER PROOF ACOUSTIC LOUVER



“Ontario Specialty Architectural Products FZE certifies that the Acoustical Louver Model “AC-860” is licensed to bear the AMCA seal. The ratings shown are based on tests and procedures performed in accordance with AMCA Publication 511 and comply with the requirements of the AMCA Certified Ratings Program. The AMCA Certified Ratings seal applies to Air Performance and Water Penetration ratings Only.”



PERFORMANCE:

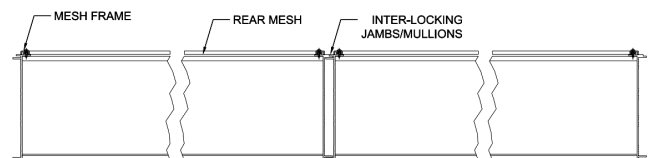
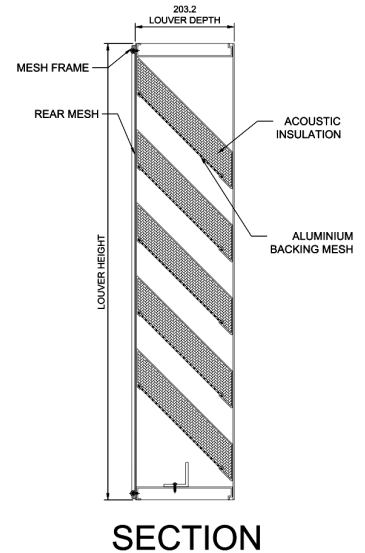
- Free Area is **28%** based on a test sample of 48in (1220mm) x 48in (1220mm)
- Beginning point of water penetration (@0.01oz / ft² of free area) - **1,025 fpm (5.2 m/s)**
- Intake pressure drop at beginning point of water penetration—**0.12 in. wg (30 Pa)**
- Intake pressure drop @ 1,000 fpm free area velocity—**0.12 in. wg (30 Pa)**
- Discharge loss coefficient Classification—**Class 3**

ACOUSTICAL PERFORMANCE:

The acoustical performance reported in this document was conducted by a third party independent laboratory which conformed explicitly with **ASTM E90-09**: “Standard Test Method for Laboratory Measurement of Airborne Sound Transmission Loss of Building Partitions and Elements.” The single number rating of the specimen was calculated according to **ASTM E413-10**: “Classification for Rating Sound Insulation.”

- TL Value as per ASTM standard E90-09
- STC Value as per ASTM standard E413-87(94)
- OITC Value as per ASTM Standard E1332-90(94)

1/3 OCTAVE BAND AS PER ANSI S1.6								
OCTAVE BANDS (Hz)	63	125	250	500	1000	2000	4000	8000
Transmission Loss (dB)	7	8	6	9	18	21	15	15
Noise Reduction (dB)	13	14	12	15	24	27	21	21
STC = 15								
OITC = 11								



PLAN

Suggested Specifications:

General: Furnish and install where indicated on drawings 8” (203mm) High Performance Acoustic Louver Model as manufactured by Ontario Specialty Architectural Products.

System Description:

OSA Acoustical louvers series; extruded aluminum construction; frame with channel profile and mechanically fastened, with continuous recessed caulking channel each side; tested to ASTM E90-09, STC-14 and OITC 10.

Material & Finishes:

1. AC-860 comprises 8” formed / extruded blades and frames
2. Blades: Horizontal at 45 degrees, with woven glass fiber acoustic infill
3. Frame depth: 8.0 inches (203 mm) deep..
2. Metal Thickness: Frame 0.081 inch (2 mm); blades 0.081 inch (2 mm)
3. Finish: PE-SDF / PVDF / Anodize after fabrication
4. Color: As scheduled.
5. Mullions: Exposed.
6. Screens: Bird mesh / Insect mesh
7. Screen location: Interior
8. Screening Material: Aluminum / Stainless Steel

Louver Construction:

1. Wind Load Resistance: Design to resist +ve and -ve wind load of ___ psf (___ kPa) without damage or permanent deformation.
2. Blades: One piece extrusions with reinforcing bosses, supported and lined up with heavy-gage extruded aluminum blade braces, positively inter-locked to each blade and mechanically secured to structure by aluminum and stainless steel fastenings.
3. Exposed edges and ends of metal dressed smooth, free from sharp edges.
4. Exposed connections and joints constructed to exclude water.

Warranty:

OSA louvers warranted for 2 years against defective material and workmanship,. Warranty for finishes is available up to 20 Years.

Model—AC-860

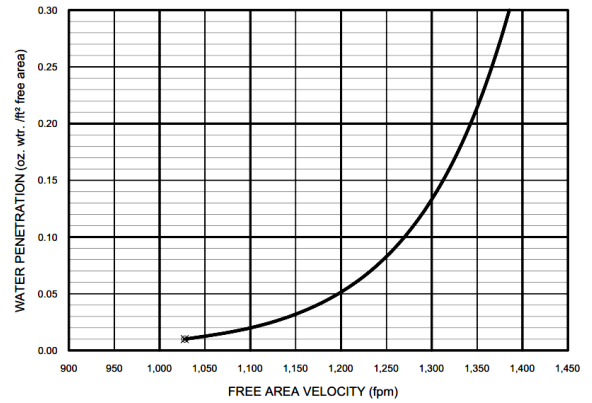
203mm DEEP FIXED BLADE WEATHER PROOF ACOUSTIC LOUVER



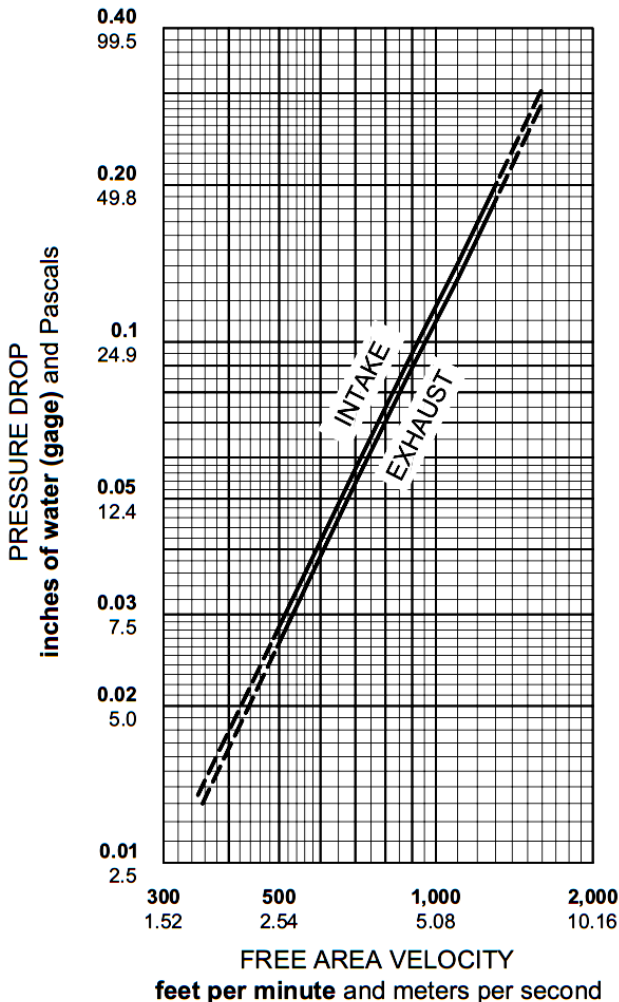
		FREE AREA (ft ² and m ²)									
		WIDTH (IN & mm)									
		12	24	36	48	60	72	84	96	108	120
		305	610	914	1219	1524	1829	2134	2438	2743	3048
HEIGHT (IN & mm)	24	0.39	0.89	1.40	1.90	2.40	2.90	3.41	3.91	4.41	4.91
	610	0.04	0.08	0.13	0.18	0.22	0.27	0.32	0.36	0.41	0.46
	36	0.65	1.49	2.33	3.16	4.00	4.84	5.68	6.51	7.35	8.19
	914	0.06	0.14	0.22	0.29	0.37	0.45	0.53	0.61	0.68	0.76
	48	0.91	2.08	3.26	4.43	5.60	6.77	7.95	9.12	10.29	11.46
	1219	0.08	0.19	0.30	0.41	0.52	0.63	0.74	0.85	0.96	1.07
	60	1.17	2.68	4.19	5.69	7.20	8.71	10.22	11.72	13.23	14.74
	1524	0.11	0.25	0.39	0.53	0.67	0.81	0.95	1.09	1.23	1.37
	72	1.43	3.27	5.12	6.96	8.80	10.64	12.49	14.33	16.17	18.01
	1829	0.13	0.30	0.48	0.65	0.82	0.99	1.16	1.33	1.50	1.67
	84	1.69	3.87	6.05	8.22	10.40	12.58	14.76	16.93	19.11	21.29
	2134	0.16	0.36	0.56	0.76	0.97	1.17	1.37	1.57	1.78	1.98
	96	1.95	4.46	6.98	9.49	12.00	14.51	17.03	19.54	22.05	24.56
2438	0.18	0.41	0.65	0.88	1.12	1.35	1.58	1.82	2.05	2.28	
108	2.21	5.06	7.91	10.75	13.60	16.45	19.30	22.14	24.99	27.84	
2743	0.21	0.47	0.73	1.00	1.26	1.53	1.79	2.06	2.32	2.59	
120	2.47	5.65	8.84	12.02	15.20	18.38	21.57	24.75	27.93	31.11	
3048	0.23	0.53	0.82	1.12	1.41	1.71	2.00	2.30	2.60	2.89	

WATER PENETRATION

Standard Air = 0.75 lb. / ft³



The AMCA Water Penetration Test provides a method for comparing various louver models and designs as to their efficiency in resisting the penetration of rainfall under specific laboratory test conditions. The point of zero water penetration is defined as that velocity where the water penetration curve projects through .01 oz of water penetration per sq. ft. of louver area. The beginning point of water penetration for AC-860 is 1,025 fpm free area velocity.



Test Data

- Published data is in accordance with ANSI/AMCA 500-L, Figure 5.5. The AMCA Certified Ratings Seal applies to Air Performance in the intake & exhaust airflow directions. Data corrected to standard air density. Test Sample Size 48"x48".
- Ratings include the effects of a drain pan.