

Model—AC-1245

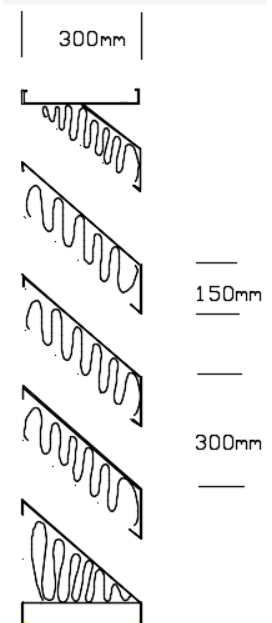
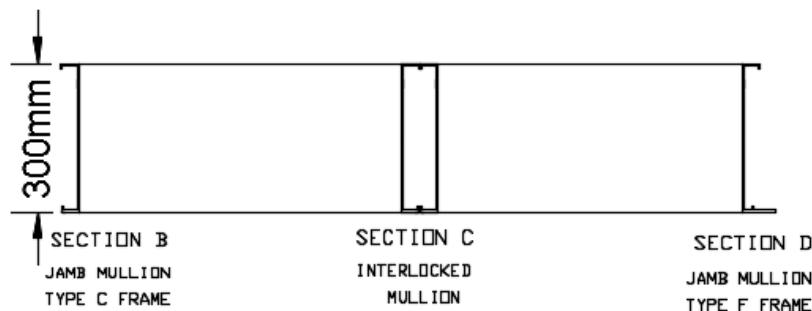
300mm DEEP FIXED BLADE ACOUSTIC LOUVER



AIRFLOW PERFORMANCE

- Free Area is 28% based on a test sample of 48in (1220mm) x 48in (1220mm)
- Discharge loss coefficient Classification—Class 2

ACOUSTICAL PERFORMANCE						
Frequency (Hz)	125	250	500	1000	2000	4000
Noise Reduction (dB)	9	12	18	22	23	17



System Description:

OSA Acoustical louvers series; extruded aluminum construction; frame with channel profile and mechanically fastened, with continuous recessed caulking channel each side; tested to ASTM E90-04; STC 15 and OITC 10

- TL Value as per ASTM standard E90-09
- STC Value as per ASTM standard E413-87(94)
- OITC Value as per ASTM Standard E1332-90(94)

Material & Finishes:

1. AC-1245 comprises 12" formed / extruded blades and frames
2. Blades: Horizontal at 45 degrees, with woven glass fiber acoustic infill
3. Frame depth: 12.0 inches (300 mm) deep..
2. Metal Thickness: Frame (0.081 inch) 2.0 mm; blades (0.125 inch) 3.0mm
3. Finish: PE-SDF / PVDF / Anodize after fabrication
4. Color: As scheduled.
5. Mullions: Exposed.
6. Screens: Bird mesh / Insect mesh
7. Screen location: Interior
8. Screening Material: Aluminum / Stainless Steel

Louver Construction:

1. Wind Load Resistance: Design to resist +ve and -ve wind load of ___ psf (___kPa) without damage or permanent deformation.
2. Blades: One piece extrusions with reinforcing bosses, supported and lined up with heavy-gage extruded aluminum blade braces, positively interlocked to each blade and mechanically secured to structure by aluminum and stainless steel fastenings.
3. Exposed edges and ends of metal dressed smooth, free from sharp edges.
4. Exposed connections and joints constructed to exclude water.

Warranty:

OSA-McGill louvers warranted for 2 years against defective material and workmanship, and 20 Years for Finishes.

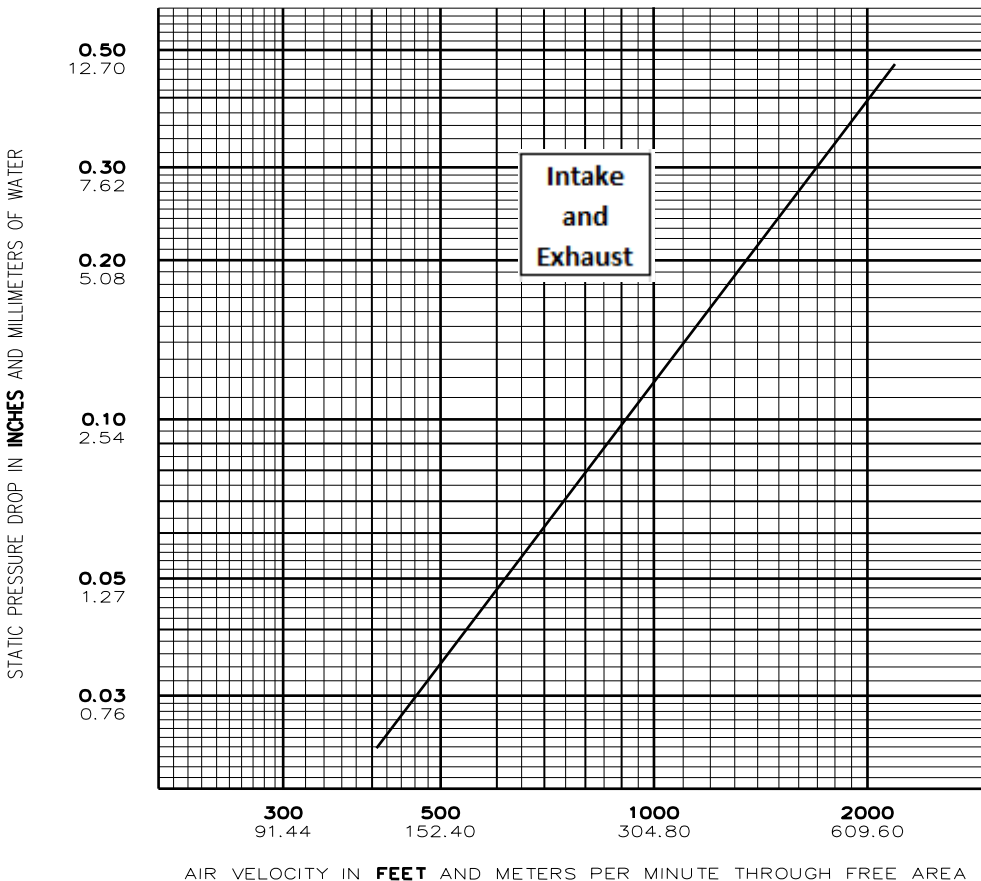
Model—AC-1245

300mm DEEP FIXED BLADE ACOUSTIC LOUVER



FREE AREA TABLE (in m2)

		Width (meter)												
		0.3	0.41	0.51	0.61	0.71	0.81	0.91	1.02	1.12	1.22	1.32	1.42	1.52
Height (meter)	0.3	0.01	0.01	0.01	0.01	0.02	0.02	0.02	0.03	0.03	0.03	0.03	0.04	0.04
	0.46	0.02	0.03	0.04	0.05	0.05	0.06	0.07	0.08	0.09	0.10	0.10	0.11	0.12
	0.61	0.03	0.05	0.06	0.08	0.09	0.10	0.12	0.13	0.14	0.16	0.17	0.19	0.20
	0.76	0.05	0.07	0.09	0.11	0.13	0.14	0.16	0.18	0.20	0.22	0.24	0.26	0.28
	0.91	0.06	0.09	0.11	0.14	0.16	0.19	0.21	0.24	0.26	0.29	0.31	0.34	0.36
	1.07	0.08	0.11	0.14	0.17	0.20	0.23	0.26	0.29	0.32	0.35	0.38	0.41	0.44
	1.22	0.09	0.13	0.16	0.20	0.23	0.27	0.31	0.34	0.38	0.41	0.45	0.49	0.52
	1.37	0.10	0.14	0.19	0.23	0.27	0.31	0.35	0.39	0.44	0.48	0.52	0.56	0.60
	1.52	0.12	0.16	0.21	0.26	0.31	0.35	0.40	0.45	0.49	0.54	0.59	0.64	0.68
	1.68	0.13	0.18	0.24	0.29	0.34	0.39	0.45	0.50	0.55	0.60	0.66	0.71	0.76
	1.83	0.14	0.20	0.26	0.32	0.38	0.44	0.49	0.55	0.61	0.67	0.73	0.79	0.84
	1.98	0.16	0.22	0.29	0.35	0.41	0.48	0.54	0.60	0.67	0.73	0.80	0.86	0.92
	2.13	0.17	0.24	0.31	0.38	0.45	0.52	0.59	0.66	0.73	0.80	0.86	0.93	1.00
	2.29	0.19	0.26	0.34	0.41	0.49	0.56	0.64	0.71	0.79	0.86	0.93	1.01	1.08
	2.44	0.20	0.28	0.36	0.44	0.52	0.60	0.68	0.76	0.84	0.92	1.00	1.08	1.16
	2.59	0.21	0.30	0.39	0.47	0.56	0.64	0.73	0.81	0.90	0.99	1.07	1.16	1.24
2.74	0.23	0.32	0.41	0.50	0.59	0.68	0.78	0.87	0.96	1.05	1.14	1.23	1.32	
2.9	0.24	0.34	0.44	0.53	0.63	0.73	0.82	0.92	1.02	1.11	1.21	1.31	1.40	
3.05	0.26	0.36	0.46	0.56	0.67	0.77	0.87	0.97	1.07	1.18	1.28	1.38	1.48	



Test Data

Published data is in accordance with ANSI/AMCA 500-L, Figure 5.5.