

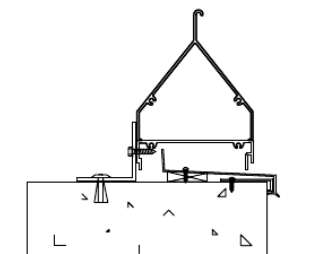
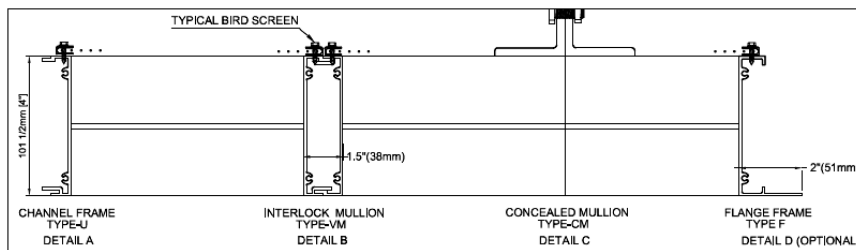
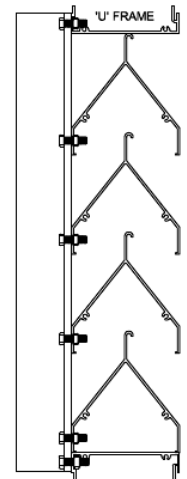
Model—V445H

102mm DEEP CHEVRON HORIZONTAL LINE VISION SCREEN



AIRFLOW PERFORMANCE

- * Free Area is: 34% based on a test sample of 48in (1220mm) x 48in (1220mm)
- * Discharge loss coefficient Classification—Class 2



S1 - TYPICAL SILL DETAIL

FEATURES:

- Continuous blade assembly
- Good sight-proofing characteristics

Material & Finishes:

1. V-445H SCREEN comprises
 - a. Blades: 4" deep Chevron Type Fixed Blade
2. Metal Thickness: Mullion 0.081 inch (2.0 mm); blades 0.081 inch (2.0 mm).
3. Finish: PE-SDF / PVDF / Anodize after fabrication
4. Color: As scheduled.
5. Mullions: Concealed or Exposed.
6. Screens: Bird mesh / Insect mesh AVAILABLE AS OPTIONAL ACCESSORIES.
7. Screen location: Interior
8. Screening Material: Aluminium / Stainless Steel

Louver Construction:

1. Wind Load Resistance: Design to resist +ve and -ve wind load of ___ psf (___ kPa) without damage or permanent deformation.
2. Blades: One piece extrusion blades with reinforcing bosses snap-locked to heavy-gage extruded aluminum blade braces, attached to structural supports. Each blade brace is mechanically secured to structure using stainless steel fastenings.
3. Supplied semi-knocked down for field assembly.
4. Welded corner units for blade alignment and blade continuity.
5. Exposed edges and ends of metal dressed smooth, free from sharp edges.

Warranty:

OSA-McGill louvers warranted for 2 years against defective material and workmanship, and 20 Years for Finishes.

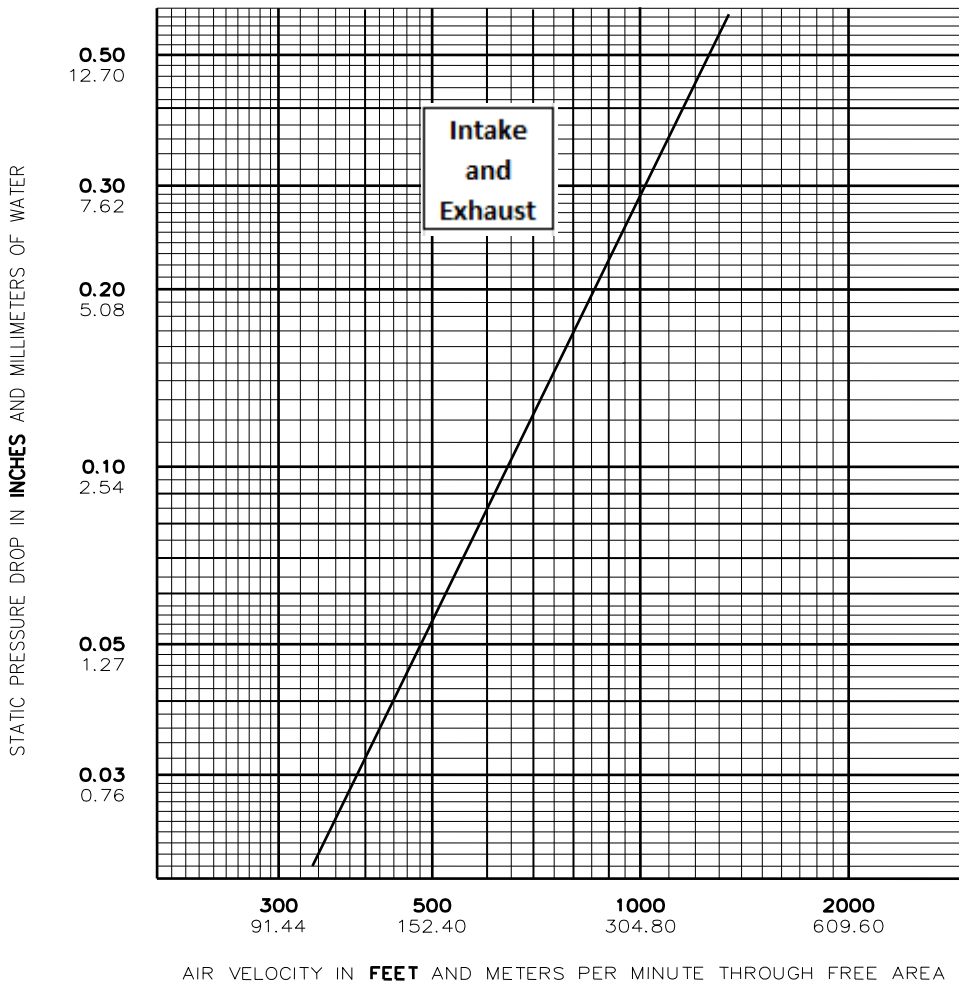
Model—V445H

102mm DEEP CHEVRON HORIZONTAL LINE VISION SCREEN



FREE AREA TABLE (in m2)

		Width (meter)												
		0.3	0.41	0.51	0.61	0.71	0.81	0.91	1.02	1.12	1.22	1.32	1.42	1.52
Height (meter)	0.3	0.03	0.03	0.04	0.05	0.06	0.07	0.08	0.09	0.10	0.11	0.12	0.13	0.14
	0.46	0.04	0.06	0.08	0.09	0.11	0.12	0.14	0.16	0.17	0.19	0.21	0.22	0.24
	0.61	0.06	0.08	0.11	0.13	0.15	0.18	0.20	0.22	0.25	0.27	0.29	0.31	0.33
	0.76	0.08	0.11	0.14	0.17	0.20	0.23	0.26	0.29	0.32	0.35	0.38	0.41	0.43
	0.91	0.10	0.13	0.17	0.21	0.24	0.28	0.31	0.35	0.39	0.42	0.46	0.50	0.53
	1.07	0.11	0.16	0.20	0.24	0.29	0.33	0.37	0.42	0.46	0.50	0.55	0.59	0.63
	1.22	0.13	0.18	0.23	0.28	0.33	0.38	0.43	0.48	0.53	0.58	0.63	0.68	0.73
	1.37	0.15	0.21	0.26	0.32	0.38	0.43	0.49	0.55	0.60	0.66	0.72	0.77	0.82
	1.52	0.17	0.23	0.29	0.36	0.42	0.48	0.55	0.61	0.68	0.74	0.80	0.87	0.92
	1.68	0.18	0.25	0.33	0.40	0.47	0.54	0.61	0.68	0.75	0.82	0.89	0.96	1.02
	1.83	0.20	0.28	0.36	0.43	0.51	0.59	0.66	0.74	0.82	0.90	0.97	1.05	1.12
	1.98	0.22	0.30	0.39	0.47	0.56	0.64	0.72	0.81	0.89	0.97	1.06	1.14	1.22
	2.13	0.24	0.33	0.42	0.51	0.60	0.69	0.78	0.87	0.96	1.05	1.14	1.23	1.31
	2.29	0.26	0.35	0.45	0.55	0.64	0.74	0.84	0.94	1.03	1.13	1.23	1.33	1.41
	2.44	0.27	0.38	0.48	0.59	0.69	0.79	0.90	1.00	1.11	1.21	1.31	1.42	1.51
2.59	0.29	0.40	0.51	0.62	0.73	0.84	0.96	1.07	1.18	1.29	1.40	1.51	1.61	
2.74	0.31	0.43	0.54	0.66	0.78	0.90	1.01	1.13	1.25	1.37	1.48	1.60	1.70	
2.9	0.33	0.45	0.58	0.70	0.82	0.95	1.07	1.20	1.32	1.44	1.57	1.69	1.80	
3.05	0.34	0.47	0.61	0.74	0.87	1.00	1.13	1.26	1.39	1.52	1.65	1.79	1.90	



Test Data

Published data is in accordance with ANSI/AMCA 500-L, Figure 5.5.