


Model—HP-645

158 mm DEEP HORIZONTAL FIXED BLADE LOUVER

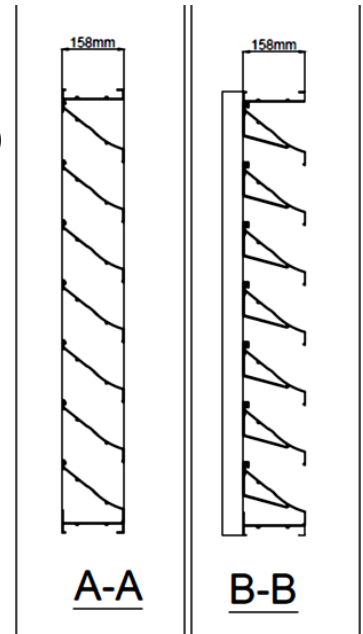
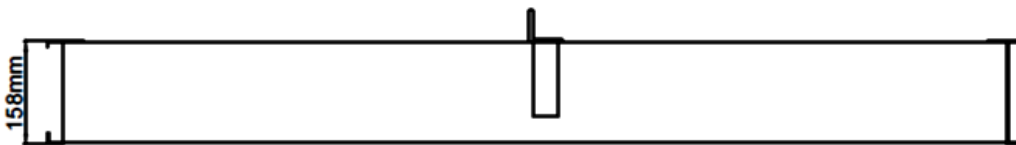


WATER PENETRATION PERFORMANCE

- * Free Area Velocity at Beginning Point of Water Penetration: 900 fpm (4.57 m/s)
- * Air Volume Flow Rate at Beginning Point of Water Penetration — 48in x 48in unit:
7,194.4 cfm (3.4 m³/s)
- * Pressure Drop at Beginning Point of Water Penetration: 0.10 in. H₂O (25 Pa)

AIRFLOW PERFORMANCE

- * Free Area: 51%, based on test sample of 48in (1220mm)x 48in (1220mm)
- * Airflow Classification—Class 2



System Description:

OSA Rain high performance series; extruded aluminum construction; frame with channel profile; corner joints mitered and mechanically fastened, with continuous recessed caulking channel each side; intermediate mullions matching frame; gutters; rated for an air performance and water penetration maintained effectiveness rate tested in accordance with AMCA 500-L.

Material & Finishes:

- HP-645 comprises
 - Blades: 6" deep Horizontal Fixed Blade
 - Frame depth: 6" inches (158 mm)
- Metal Thickness: Frame 0.081 inch (2 mm); blades 0.081 inch (2 mm).
- Finish: PE-SDF / PVDF / Anodize after fabrication
- Color: As scheduled.
- Mullions: Concealed or Exposed.
- Screens: Bird mesh / Insect mesh
- Screen location: Interior
- Screening Material: Aluminium / Stainless Steel

Louver Construction:

- Wind Load Resistance: Design to resist +ve and -ve wind load of ___ psf (___kPa) without damage or permanent deformation.
- Blades: One piece extrusions with reinforcing bosses, supported and lined up with heavy-gage extruded aluminum blade braces, positively interlocked to each blade and mechanically secured to structure by aluminum and stainless steel fastenings.
- Exposed edges and ends of metal dressed smooth, free from sharp edges.
- Exposed connections and joints constructed to exclude water.

Warranty:

OSA-McGill louvers warranted for 2 years against defective material and workmanship, and 20 Years for Finishes.

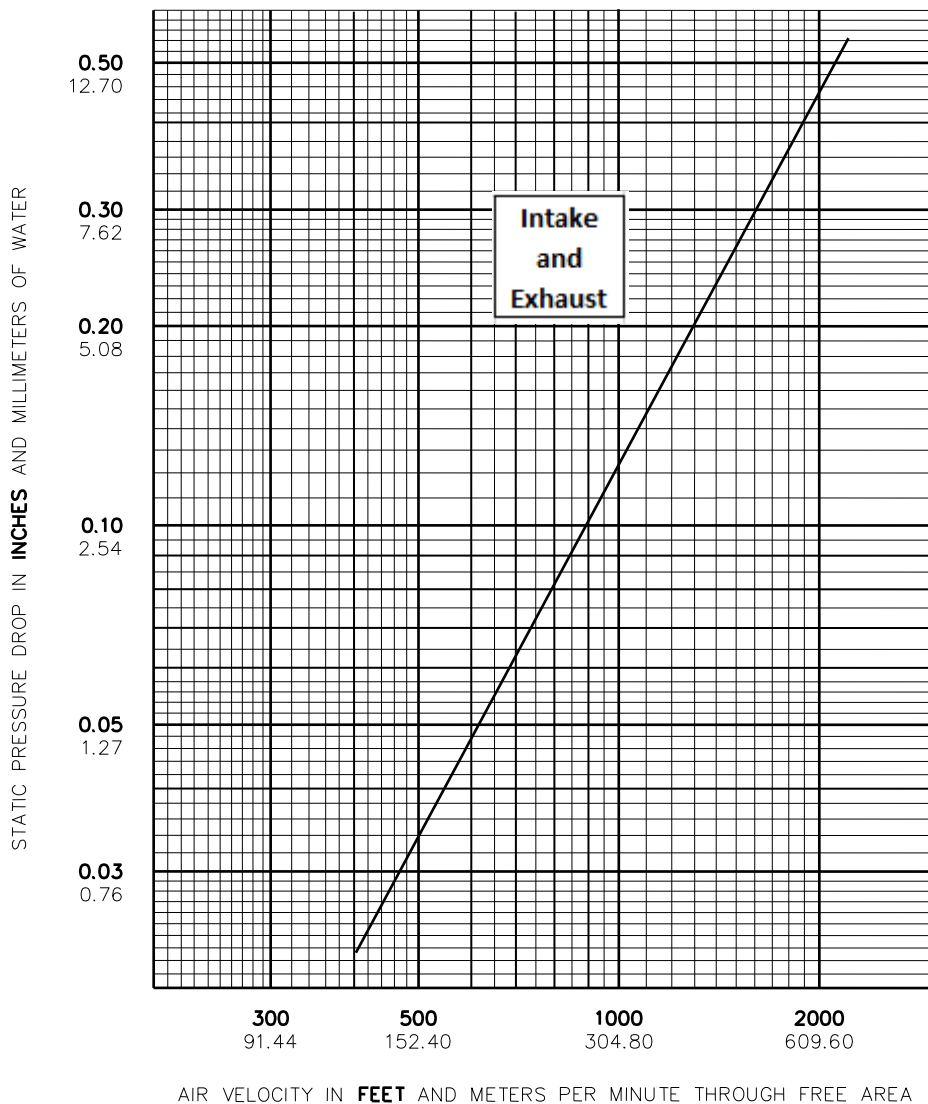
Model—HP-645

158 mm DEEP HORIZONTAL FIXED BLADE LOUVER



FREE AREA TABLE (in m2)

		Width (meter)												
		0.3	0.41	0.51	0.61	0.71	0.81	0.91	1.02	1.12	1.22	1.32	1.42	1.52
Height (meter)	0.3	0.05	0.06	0.08	0.09	0.11	0.12	0.14	0.16	0.17	0.19	0.20	0.22	0.23
	0.46	0.07	0.10	0.12	0.14	0.17	0.19	0.21	0.24	0.26	0.29	0.31	0.33	0.36
	0.61	0.09	0.13	0.16	0.19	0.22	0.25	0.28	0.32	0.35	0.38	0.41	0.44	0.47
	0.76	0.12	0.16	0.20	0.24	0.28	0.31	0.35	0.40	0.43	0.47	0.51	0.55	0.59
	0.91	0.14	0.19	0.24	0.28	0.33	0.38	0.42	0.47	0.52	0.57	0.61	0.66	0.71
	1.07	0.16	0.22	0.28	0.33	0.39	0.44	0.50	0.56	0.61	0.67	0.72	0.77	0.83
	1.22	0.19	0.26	0.32	0.38	0.44	0.50	0.57	0.63	0.70	0.76	0.82	0.88	0.95
	1.37	0.21	0.29	0.36	0.43	0.50	0.57	0.64	0.71	0.78	0.85	0.92	0.99	1.06
	1.52	0.23	0.32	0.40	0.47	0.55	0.63	0.71	0.79	0.87	0.95	1.02	1.10	1.18
	1.68	0.26	0.35	0.44	0.52	0.61	0.69	0.78	0.87	0.96	1.05	1.13	1.22	1.30
	1.83	0.28	0.38	0.48	0.57	0.66	0.76	0.85	0.95	1.05	1.14	1.23	1.33	1.42
	1.98	0.30	0.41	0.51	0.62	0.72	0.82	0.92	1.03	1.13	1.23	1.33	1.43	1.53
	2.13	0.33	0.45	0.55	0.66	0.77	0.88	0.99	1.11	1.22	1.33	1.43	1.54	1.65
	2.29	0.35	0.48	0.60	0.71	0.83	0.95	1.06	1.19	1.31	1.42	1.54	1.66	1.78
	2.44	0.37	0.51	0.63	0.76	0.88	1.01	1.13	1.27	1.39	1.52	1.64	1.77	1.89
	2.59	0.40	0.54	0.67	0.81	0.94	1.07	1.20	1.35	1.48	1.61	1.74	1.88	2.01
	2.74	0.42	0.57	0.71	0.85	0.99	1.13	1.27	1.43	1.57	1.70	1.84	1.98	2.12
	2.9	0.44	0.61	0.75	0.90	1.05	1.20	1.35	1.51	1.66	1.80	1.95	2.10	2.25
	3.05	0.47	0.64	0.79	0.95	1.10	1.26	1.42	1.59	1.74	1.90	2.05	2.21	2.36



Test Data

Published data is in accordance with ANSI/AMCA 500-L, Figure 5.5.

The AMCA Water Penetration Test provides a method for comparing various louver models and designs as to their efficiency in resisting the penetration of rainfall under specific laboratory test conditions. The point of zero water penetration is defined as that velocity where the water penetration curve projects through .01 oz of water penetration per sq. ft. of louver area.